

SERAM

Sustainable Enterprise Reporting And Management



SERAM Overview

About Sirius



Sirius Technologies AG is a Swiss-based company specialized in providing CSR, Sustainability and Business Excellence software solutions.

Key figures

- ▶ Over 20 years of successful business
- ▶ International organizations as customers
- ▶ 100% privately owned
- ▶ Based in Switzerland
- ▶ International partners providing localized services

What is SERAM?



- SERAM stands for Sustainable Enterprise Reporting And Management
- It is a software tool for collecting data (sustainability or other) across entire organizations
- The software consolidates the collected data and helps analyze company-wide performance (CSR/sustainability etc.)
- Built-in workflow and audit tools ensure consistency and high quality of collected data

What you can't measure...

...you can't

manage



Some of what SERAM can help you with



CSR / HSE reporting

Environment

Performance	Compliance
Effluent	Fines
Waste	Breaches
Energy	Complaints
Water	
Emissions	

Social

Health Safety	Labor practices
Injuries	Fair labor
Health cases	Human rights
Driver safety	Diversity
Investment	

Economic

Community	Governance
Donations	Antitrust
Investment	Compliance
Legal issues	Disclosure

Internal performance management

CO2 footprint

Water balance

Target setting

Compliance summary

Injury/illness rate

Child labor report

Employee wellbeing

Community investment

SOX compliance

External reporting

CR report

Annual report

Web reporting

DJSI

GRI

Global Compact

SRI analysts

GHG protocol

FTSE4good

Regulatory reporting

Industry reports

SERAM Data Collection



- ▶ Simple interface designed to be used by occasional users
- ▶ Automatic, built-in task list for one-click access to Data Entry
- ▶ Culture-specific number format (by browser language setting)

SERAM Resorts | Dashboard | Data Entry | Impersonated: Sirius Encoder | Revert

Dashboard | Data Entry

Back

Data Entry for Guest & Building indicators of Hyperion Resort in Januar 2019

Name / Description	Dezember 2018	Current Value
Guests & Building		
Food poisoning cases Please provide the total number of cases where ...	0.0000 no.	0.0000 no.
Serious Injuries: property at fault Number of serious injuries (similar to recordable i...	0.0000 no.	no.
Number of F&B guests Enter the total number of F&B guests for the month. From 2014 the number of F&B guests was calculated based upon covers in restaurants and covers in banqueting/conferencing.	15'287.0000 no.	16'354.0000 no.

Forecasted

Comment

File Attachments

Current status: Open

Back

Selected Indicator

-
-

Batch Operations

-
-
-
-

Number Format

-

SERAM Data Grid



- ▶ Display any selection of indicators, locations, and time
- ▶ Customizable axes to generate the most useful view
- ▶ The color-coding shows the data workflow status

SERAM Resorts Dashboard Data Entry **Data Grid** Reports Indicators Reporting Periods Security Management Structures Tenant Users Units Arsène von Wyss (Sirius) | Log Out

Guest & Buildings

	Number of F&B guests			
	8	November 2018	December 2018	Januar 2019
Seram Resorts	0000 no.	60'821.0000 no.	63'975.0000 no.	16'354.0000 no.
Hotels	0000 no.	54'978.0000 no.	56'744.0000 no.	16'354.0000 no.
Hotel Le Royal	no.	no.	no.	no.
Hanoi	no.	no.	no.	no.
Palace Monceau	0000 no.	21'837.0000 no.	24'463.0000 no.	no.
Makkah Resort	0000 no.	15'491.0000 no.	16'994.0000 no.	no.
Hyperion Resort	0000 no.	17'650.0000 no.	15'287.0000 no.	16'354.0000 no.
Apartments	0000 no.	5'843.0000 no.	7'231.0000 no.	no.
Hotel Residence d'Angkor	no.	no.	no.	no.
SR Apartments Beijing	no.	no.	no.	no.
SR Apartments Jakarta	no.	no.	no.	no.
SR Apartments Makati	0000 no.	5'843.0000 no.	7'231.0000 no.	no.
SR Apartments Praslin	no.	no.	no.	no.
SR Apartments Singapore	0000 no.	no.	no.	no.
SR Apartments Istanbul	no.	no.	no.	no.

Excluded New Year event from calculation.
 ▲ ± previous period (Januar 2018): 659.0000 no. (4.20%)
 ▲ ± previous value (Dezember 2018): 1'067.0000 no. (6.98%)

Reference Environment ▼

Axes

- Change Structures Axis
- Change Indicators Axis
- Change Time Axis
- Configure Axis Layout

Selected Indicator

Structure: Hyperion Resort
Indicator: Number of F&B guests
Time Index: Januar 2019

- View or Edit this Indicator Value
- View Indicator Details
- View History for Number of F&B guests

Data Analysis ▼

My Saved Selections ▼

Batch Operations ▼

Import / Export ▼

Number Format ▼

View Values Chart Refresh Reset

SERAM Data Grid – Drill Down



- ▶ Any consolidated or computed value can be drilled into – down to the input values
- ▶ Automatic visualization with charts

Data Grid ▶ Drill-down CO2 per guest night on Seram Resorts in Quarter 1 2018 ▶ **Drill-down Number of guest nights on Seram Resorts in Quarter 1 2018**

Drill-down Number of guest nights on Seram Resorts in Quarter 1 2018

Value Filter:

Date (local)	Structure	Indicator Code	Time Index	Value	Unit	Compl...	For...	Comment	Pu...
25.07.2019	Hotels	Guest nights	Quarter 1 2018	82'051.0000	no.	80.00%	No		No
25.07.2019	Apartments	Guest nights	Quarter 1 2018	60'698.0000	no.	85.71%	No		No

Showing 1st to 2nd of 2 entries First Previous 1 Next Last

Fiscal Year, Quarterly, Business Division, number

Structure	Value	Unit	Completion %
Apartments	60'698.0000	no.	85.71 %
Hotels	82'051.0000	no.	80 %

Selected Indicator

Structure: Hotels
Indicator: Number of guest nights
Time Index: Quarter 1 2018

[Drill-Down into this Indicator Value](#)
[View Indicator Details](#)

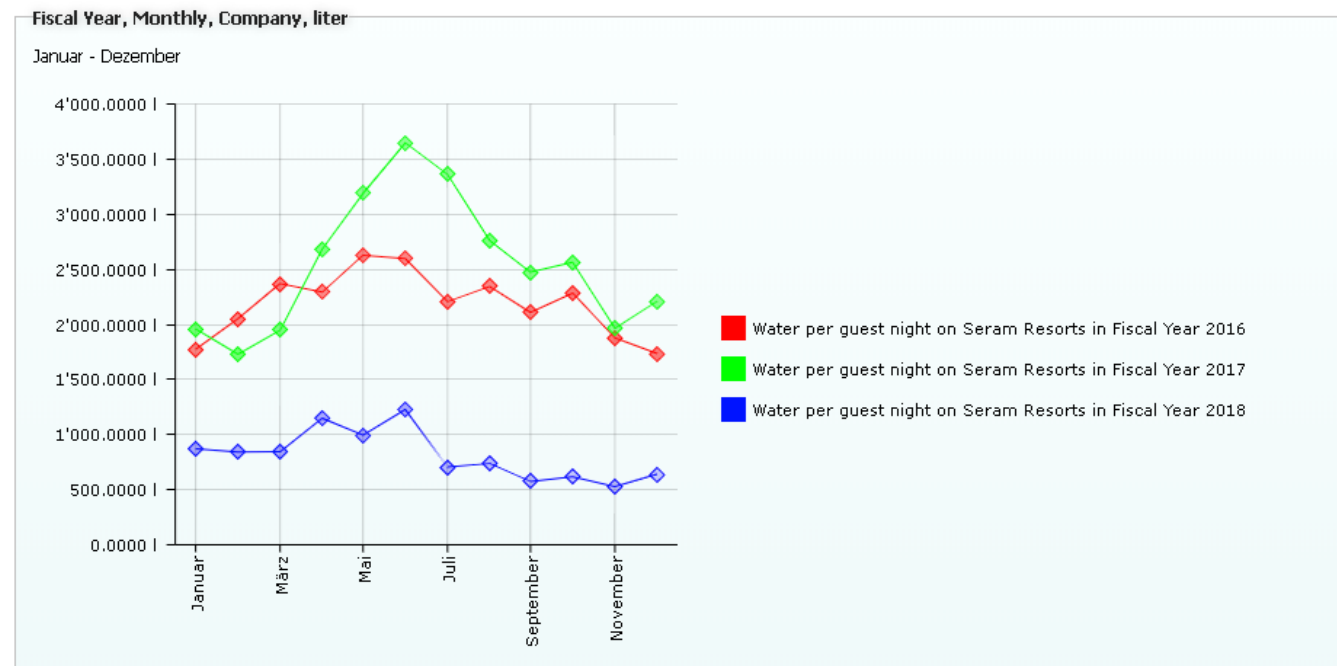
SERAM Data Grid – Charts



- ▶ Any selection of data can be rendered as charts
- ▶ Different chart types, smart layout (axes, multiple charts, etc.)

SERAM Resorts Dashboard Data Entry **Data Grid** Reports Indicators Reporting Periods Security Management Structures Tenant Users Units Arsène von Wyss (Sirius) | Log Out

Data Grid Choose Chart Type **Period Line Chart**



[Back](#)

SERAM Workflows, Data Quality and Audit



- ▶ Values always have a data status (customizable): Open/Editable, Entered or Verified
- ▶ Customizable automatic data checks (plausibility, constraints)
- ▶ The value content is frozen after promotion from Editable
- ▶ Permissions-based status transition workflow (4-eyes principle)
- ▶ All changes are audited in a value history

SERAM Resorts Dashboard Data Entry **Data Grid** Reports Indicators Reporting Periods Security Management Structures Tenant Users Units Arsène von Wyss (Sirius) | Log Out

Data Grid **Indicator Value History**

Indicator History for Number of guest nights for January 2016 on Hyperion Resort

Filter:

Date (local)	Structure	Indicator Code	Created by	Last edited on (Local)	Last edited by	Value	Unit	Compl...	For...	Co...	Pu...
10.02.2017	Hyperion Resort	Guest nights	Ralf Barkow	10.02.2017 13:40	Ralf Barkow	11'104.0000	no.	100.00%	No		No
10.02.2017	Hyperion Resort	Guest nights	Ralf Barkow	10.02.2017 13:40	Ralf Barkow	11'104.0000	no.	100.00%	No		No
05.01.2017	Hyperion Resort	Guest nights		05.01.2017 08:39	Arsène von Wyss	11'104.0000	no.	100.00%	No		No

Showing 1st to 3rd of 3 entries

Navigation: First Previous 1 Next Last

Selected Indicator
View Indicator Details

SERAM Structure Management



- ▶ Any number of structure types and levels (freely extensible)
- ▶ Structure nodes can be linked to nodes of another type, e.g. Site A is linked to Country X
- ▶ Date-driven management of structure nodes: node creation, attachment, linkage and deletion is recorded with a valuation date (past, current or future), thereby preserving full history

SERAM Resorts Dashboard Data Entry Data Grid Reports Indicators Reporting Periods Security Management **Structures** Tenant Users Units Arsène von Wyss (Sirius) | Log Out

Structure Management

Structure Date
Structures as of: Dienstag, 21. April 2020

Organization Finance Code Geography CF Gas CF Diesel CF Heating oil CF Petrol Gasoline CF Propane liquid CF Propane Gas CF Steam
CF Cooking Oil Waste

Company Business Division Site

Seram Resorts - Hotels - Palace Monceau
Makkah Resort
Hyperion Resort
Apartments +

Structure Scenarios
View Structure Scenarios

Structure Types
Selected Level

Selected Structure
Edit Site Hyperion Resort
Delete Site Hyperion Resort
View History of Hyperion Resort
Change Parent of Site Hyperion Resort
Links of Site Hyperion Resort
View Key People of Hyperion Resort
View Hyperion Resort Indicator Assignments

Permissions
View permissions of:
Node Hyperion Resort
Type Organization

SERAM Period Control



- ▶ Many different Reporting Period types (such as Calendar Year, Fiscal Year, Equal Month Year etc.)
- ▶ Period start can be at any month boundary
- ▶ Copy of complete period configuration to the next year
- ▶ Publication support (identify values changed since publication)
- ▶ Workflow support: Batch restatement of forecasted values

SERAM Reports Dashboard Data Entry Data Grid Reports Indicators **Reporting Periods** Security Management Structures Tenant Users Units Arsène von Wyss (Sirius) | Log Out

Reporting Period Management

Year	Start Month	Period Type	Status
2019	Januar	Fiscal Year	Open
2018	Januar	Fiscal Year	Closed
2017	Januar	Fiscal Year	Closed
2016	Januar	Fiscal Year	Closed

Showing 1st to 4th of 4 entries

Filter:

First Previous 1 Next Last

Reporting Periods

- Add Blank Reporting Period
- Cancel the Selection

Selected Reporting Period

- Close (Lock) Period
- View Publications in Period
- Indicators for Fiscal Year 2019
- Restate Forecasted Values
- Copy Period to Another Year
- Delete

© 2020 Sirius Technologies AG - Version 2.2351.7397.35571 - Report an issue or give product feedback

SERAM Indicator Management



- ▶ Completely customizable, unlimited indicator set
- ▶ Specialization of indicators per Reporting Period: changing the way an indicator works possible without affecting historical data
- ▶ Configuration per structure, such as applicable (yes/no), higher input frequency, local input unit (with automatic conversion)

SERAM Resorts Dashboard Data Entry Data Grid Reports Indicators Reporting Periods Security Management Structures Tenant Users Units Arsène von Wyss (Sirius) | Log Out

Indicator Management Select Reporting Period Fiscal Year 2019 Indicators

Search the tree Find

1. Sustainability data
Social indicators
Employees
Health Safety
Training & development
Social compliance
Environment
Water
Energy
Waste
Waste Water
CO2 emissions totals
Compliance
Business Travel
Customers & Stakeholders
Guests & Building
Procurement
Giving
KPIs
CO2 per guest night
Energy per guest night
Energy per area m2
Water per guest night

Indicators

Selected Reporting Period

Activate Additional Indicators
Copy Indicator Assignments to other Periods

Selected Indicator

Code: CO2 per guest night
Name: CO2 per guest night
Scope: Organization
Type: Calculation Indicator
View Details
Edit Calculation Indicator CO2 per guest night
Reset Scope Settings of CO2 per guest night
Deactivate CO2 per guest night

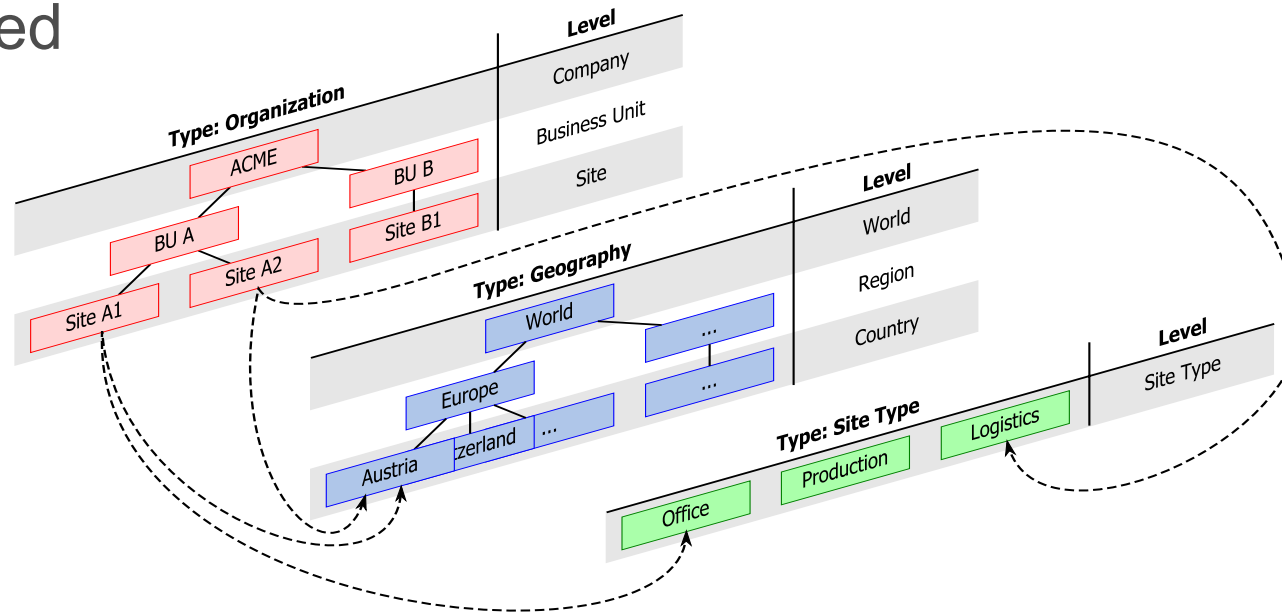
Export

Export Indicators to Excel

SERAM Structure Links and Data Flow



- ▶ Indicators are specific to a structure
- ▶ By using structure links, data can flow between the structures:
When requested on a Site, a Country-specific emission factor will use the Site's link to a Country to retrieve the factor value
- ▶ Data can be consolidated across structure types:
When a Site indicator is requested on a Site Type, the consolidated value of all Sites linked to this Site Type is computed



SERAM Methods



- ▶ Definition of any methods (methodologies), e.g. GHG with CO₂e, EIP/UBP or Primary Energy
- ▶ Methods can have multiple parts, e.g. Scope 1/2/3 for GHG
- ▶ Method factors allow the flexible use of different factors in calculations per method
- ▶ Calculations can use different units for different methods while using the same formula (no repetition of calculations)
- ▶ Fourth dimension besides structures, indicators and time

SERAM Dev Dashboard Data Entry Data Grid Reports Indicators Reporting Periods Security Management Structures Tenant Users **Units** Arsène von Wyss | Log Out

Unit Management **Methods**

Back

xlsx | Filter:

Code	Name	Description	Parts	Order
CO2e	CO ₂ Greenhouse Gas Emissions		Scope 1, Scope 2, Scope 3	2nd
PE	Primary Energy		Renewable, Non-Renewable	3rd
UBP13	Eco-Points		Eco-Points	4th

Showing 1st to 3rd of 3 entries

First Previous 1 Next Last

Back

Methods
Add Method

© 2020 Sirius Technologies AG - Version 1.0.0.0 - Report an issue or give product feedback

swiss made software

SERAM Reports

- ▶ Flexible definition of reports by administrators
- ▶ Parameterization of reports executed by users
- ▶ Output as Word document (OpenXML DOCX)
- ▶ Can output formatted text, tables, graphics, table of contents, footnotes, headers and footers, etc.

The screenshot shows the 'Design Report CO2-Report' configuration page. At the top, a navigation bar includes 'SERAM Reports', 'Dashboard', 'Data Entry', 'Data Grid', 'Reports', 'Indicators', 'Reporting Periods', 'Security Management', 'Structures', 'Tenant Users', 'Units', and user information 'Arsène von Wyss (Sirius) | Log Out'. Below the navigation bar, the page title is 'Reports > Design Report CO2-Report'.

The main content area is divided into two sections: 'Variables' and 'Content'.

Variables Section: A table lists variables with columns for 'Ind.', 'Key', 'Kind', 'Name', and 'Description'. A filter input is present. The table shows one entry: '1 structures Structures Structures Structures to include in the report'. Below the table are navigation buttons: 'First', 'Previous', '1', 'Next', 'Last'.

Content Section: A hierarchical tree of report blocks. The 'Foreach Block: Structure' is highlighted in green. Below it are 'Markdown Block: Structure Info' and 'Table Block: Structure Data'. Other blocks include 'Document Block: Document', 'Section Block: Title Page', 'Header Block: Header', and 'Footer Block: Footer'.

At the bottom right, there are three buttons: 'Save', 'Test', and 'Back'.

Right Sidebar: A 'Variables' panel with a dropdown arrow. It contains a list of 'Add' buttons: 'Add Indicators Variable', 'Add Structures Variable', 'Add Times Variable', 'Add Text Variable', 'Add Number Variable', and 'Add Boolean Variable'. Below this is a 'Selected Variable' dropdown, an 'Append After Current Block' dropdown, an 'Insert Into Current Block' dropdown with options like 'Markdown Block', 'Table Block', 'Break Block', 'XSLT Block', 'Foreach Block', and 'Ordered Block'. At the bottom is a 'Selected Block' dropdown with options 'Edit Block Structure' and 'Delete Block Structure'.

SERAM Permissions and Access Control



- ▶ Role-based (Data Recorder, Data Verifier, Administrator, etc.)
- ▶ Permissions assigned to users on structures and indicators
- ▶ Structure and Indicator visibility is controlled by permissions
- ▶ Fine-grained and customizable to any need

SERAM Dashboard Data Entry Data Grid Indicators Reporting Periods Security Management **Structures** Tenant Arsène von Wyss (Google) | Log Out

Structure Management ▶ **View Node CO Davos permissions**

Permissions view for Node CO Davos

Search:

Kind	Name	Right	Inherited from	Apply to
✓ Allow	En Coder	Data Recorder	Not inherited	This object and children
✓ Allow	Veri Fier	Data Verifier	Coffee (BU)	This object and children
✓ Allow	Arsène von Wyss (Google)	Administrator	Global	This object and children
✓ Allow	Ralf Barkow (Sirius)	Administrator	Global	This object and children
Audit	Everyone	Modify (for Audit)	Global	This object and children
✓ Allow	Applications	Indicator Data Editor	Organization	This object and children

Showing 1 to 9 of 9 entries

First Previous 1 Next Last

[De-select all](#)

[Back](#)

Permissions

[Add permission](#)

Selected permission entry

[Edit](#)

[Remove](#)

© 2014 Sirius Technologies AG - Version 2.1462.5435.24949 - Report an issue or give product feedback

SERAM Integration features



- ▶ Customizable color schemes and logos to match CI/CD
- ▶ Import and export of values data (XML, Excel)
- ▶ Receive data from external sources (workflow exemption)
- ▶ And much more...

Demo Data Grid 2014-11-18 16:40-28.xls [Compatibility Mode] - Microsoft Excel

File Home Insert Page Layout Formulas Data Review View Developer Team

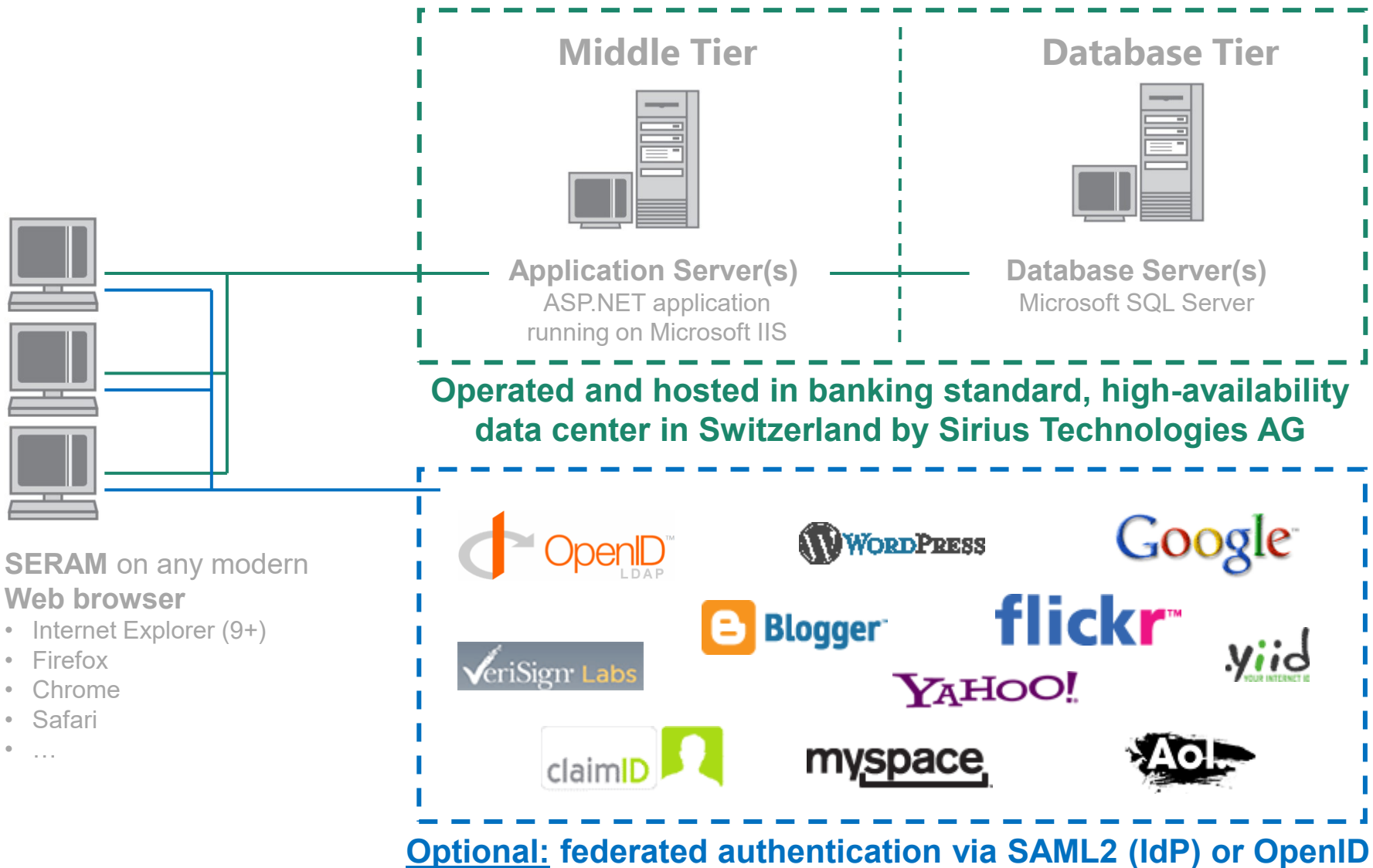
Clipboard Font Alignment Number Styles

Normal Bad Good Calculation Check Cell Explanatory

A9 CO Davos

	A	B	C	D	E	F	G	H	I	J	K
1	SERAM Data Grid Export										
2	Created by Arsène von Wyss (Google)										
3	Created on Dienstag, 18. November 2014 16:40										
4		Employee Hours									
5	Organization	Januar 2013	Februar 2013	März 2013	April 2013	Mai 2013	Juni 2013	Juli 2013	August 2013	September 2013	Oktober 2013
6	Sirius Foods	748'270.0000 h	741'600.0000 h	736'930.0000 h	727'100.0000 h	722'100.0000 h	710'430.0000 h	703'430.0000 h	693'450.0000 h	686'450.0000 h	681'450.0000 h
7	Division Beverages	598'616.0000 h	593'280.0000 h	589'544.0000 h	581'680.0000 h	577'680.0000 h	568'344.0000 h	562'744.0000 h	554'760.0000 h	549'160.0000 h	545'160.0000 h
8	Coffee (BU)	208'035.0000 h	205'935.0000 h	204'790.0000 h	218'130.0000 h	216'630.0000 h	213'129.0000 h	211'029.0000 h	208'035.0000 h	205'935.0000 h	205'935.0000 h
9	CO Davos	68'645.0000 h	68'645.0000 h	68'645.0000 h	68'645.0000 h	68'645.0000 h	68'645.0000 h	68'645.0000 h	68'645.0000 h	68'645.0000 h	68'645.0000 h
10	CO Galapagos	68'645.0000 h	68'645.0000 h	68'645.0000 h	68'645.0000 h	68'645.0000 h	68'645.0000 h	68'645.0000 h	68'645.0000 h	68'645.0000 h	68'645.0000 h
11	CO Honolulu	68'645.0000 h	68'645.0000 h	68'645.0000 h	68'645.0000 h	68'645.0000 h	68'645.0000 h	68'645.0000 h	68'645.0000 h	68'645.0000 h	68'645.0000 h
12	BU Drinks	346'725.0000 h	343'225.0000 h	340'465.0000 h	363'550.0000 h	361'050.0000 h	355'215.0000 h	351'715.0000 h	346'725.0000 h	343'225.0000 h	340'465.0000 h
13	SO Monaco	74'827.0000 h	74'160.0000 h	73'693.0000 h	72'710.0000 h	72'210.0000 h	71'043.0000 h	70'343.0000 h	69'345.0000 h	68'645.0000 h	68'645.0000 h
14	SO Troja	74'827.0000 h	74'160.0000 h	73'693.0000 h	72'710.0000 h	72'210.0000 h	71'043.0000 h	70'343.0000 h	69'345.0000 h	68'645.0000 h	68'645.0000 h
15	WA Alice Springs	74'827.0000 h	74'160.0000 h	73'693.0000 h	72'710.0000 h	72'210.0000 h	71'043.0000 h	70'343.0000 h	69'345.0000 h	68'645.0000 h	68'645.0000 h
16	WA Istanbul										
17	WA Oxford	74'827.0000 h	74'160.0000 h	73'693.0000 h	72'710.0000 h	72'210.0000 h	71'043.0000 h	70'343.0000 h	69'345.0000 h	68'645.0000 h	68'645.0000 h
18	WA Venice	74'827.0000 h	74'160.0000 h	73'693.0000 h	72'710.0000 h	72'210.0000 h	71'043.0000 h	70'343.0000 h	69'345.0000 h	68'645.0000 h	68'645.0000 h
19	Division Food	149'654.0000 h	148'320.0000 h	147'386.0000 h	145'420.0000 h	144'420.0000 h	142'086.0000 h	140'686.0000 h	138'690.0000 h	137'290.0000 h	136'290.0000 h
20	BU Chocolate	149'654.0000 h	148'320.0000 h	147'386.0000 h	145'420.0000 h	144'420.0000 h	142'086.0000 h	140'686.0000 h	138'690.0000 h	137'290.0000 h	136'290.0000 h
21	CH Bermuda	74'827.0000 h	74'160.0000 h	73'693.0000 h	72'710.0000 h	72'210.0000 h	71'043.0000 h	70'343.0000 h	69'345.0000 h	68'645.0000 h	68'645.0000 h
22	CH Versailles	74'827.0000 h	74'160.0000 h	73'693.0000 h	72'710.0000 h	72'210.0000 h	71'043.0000 h	70'343.0000 h	69'345.0000 h	68'645.0000 h	68'645.0000 h
23											
24											
25											

SERAM Technical Architecture



Why SERAM?



- ✓ No confusing spreadsheets
- ✓ Great data quality with only little user training
- ✓ Cost- and time-efficient reporting process
- ✓ Flexible data verification and analysis
- ✓ Highly adaptable to your needs
- ✓ Great customer support

Case Study: HSE reporting at Novartis



- **Pharmaceutical company**
- Seven Divisions
- ~150 Countries, ~100 000 Employees
- ~300 Reporting Sites
- ~400 SERAM Users
- Indicators – predominantly in environment, safety, health
 - 334 reporting base indicators
 - Monthly: 58
 - Quarterly: 137
 - Yearly: 139
 - 233 calculations for reporting based on base indicator data
- DJSI – super-sector leader in Healthcare category

Case Study: Sustainability at FRHI



- **Raffles, Fairmont, swissôtel
Hotels, banqueting/conference centers, offices**
- Over 30 countries
- Over 100 reporting locations
- SERAM covers all sustainability areas for FRHI
 - Over 150 reporting indicators
 - Monthly: ~80
 - Yearly: ~70
 - Calculations for reporting based on base indicator data
- Reporting process at officially started in mid 2009 with historical data to 2007
- SERAM supports the new sustainability strategy and goals

Contact Us



We look forward to help you with your sustainability reporting!

Sirius Technologies AG
Milieu du Village 27
2762 Roches BE
Switzerland

Web: <https://www.seram.ch>

E-Mail: info@seram.ch

Phone: +41 61 3757575

